

USPSA at CASA  
August 5, 2012

**118 rounds minimum**

Central Arkansas Shooters Assn. **CASA**

**Racks**

COURSE DESIGNER: Bob Houston



**START POSITION:** Standing in either box with hands on X's, gun is loaded and holstered as per rule 8.1. Hands at sides.

**STAGE PROCEDURE:**

Upon start signal engage targets as they become visible from within the box and then move to the remaining box and engage the remaining targets..

**SCORING:**

Comstock, 24 rounds, 120 points

**TARGETS:**

**5 Metric**, 14 Plates

**SCORED HITS:**

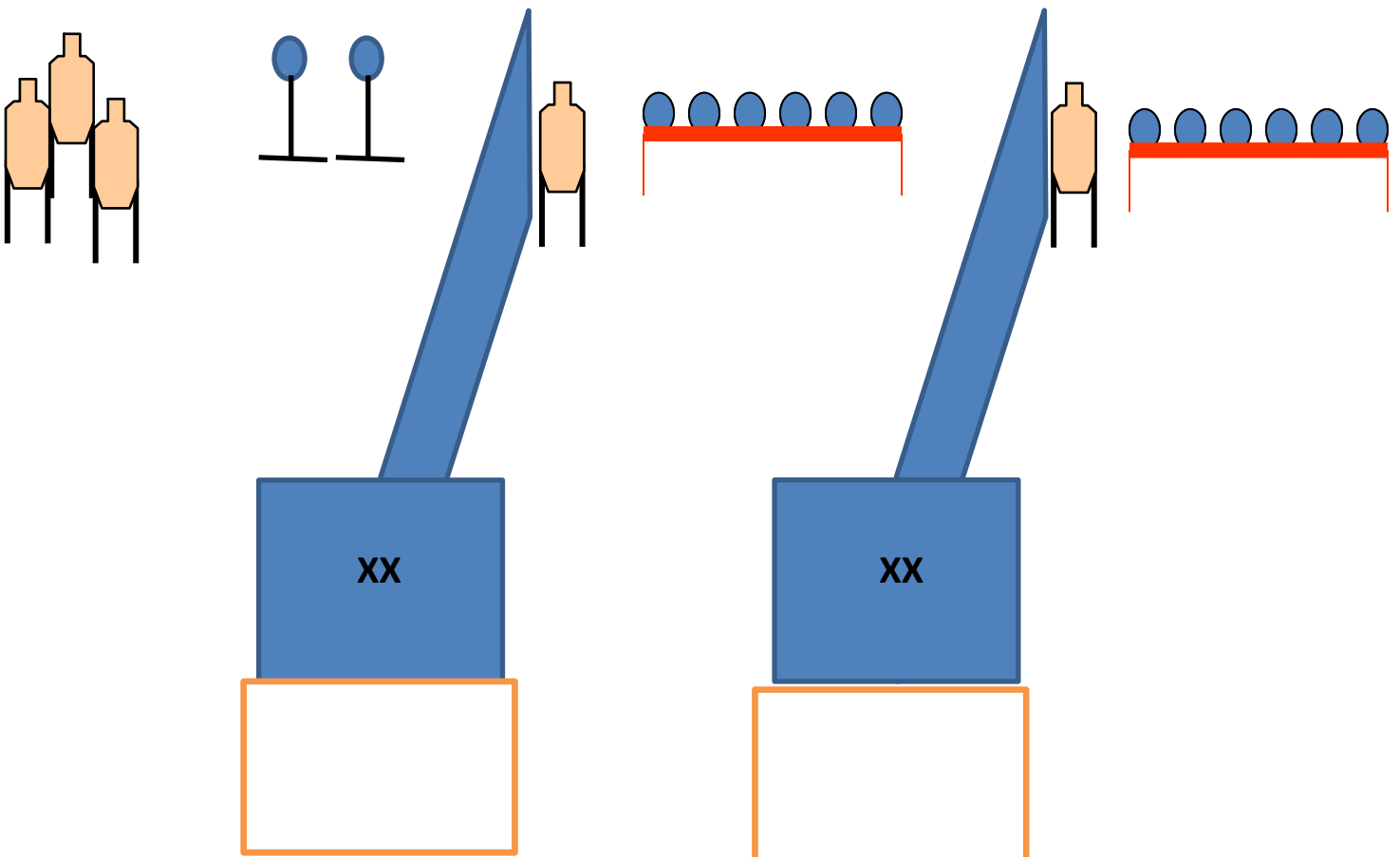
KD steel = 1A

**START-STOP:**

Audible - Last shot

**RULES:**

USPSA Practical Shooting Handbook, latest edition.



**Bays 1, 2 & 3**



Central Arkansas Shooters Assn. **CASA**

# ON THE MOVE...

COURSE DESIGNER: Matt McArthur



**START POSITION:** Standing outside the fault lines, arms relaxed at sides, toes on X's. HG loaded and holstered per rule 8.1.

**STAGE PROCEDURE:**

Upon start signal engage targets as they become visible from within the fault lines.

**WATCH MUZZLE!!!**

**SCORING:**

Comstock, 22 rounds, 110 points

**TARGETS:**

10 Metric, 2 USP

**SCORED HITS:**

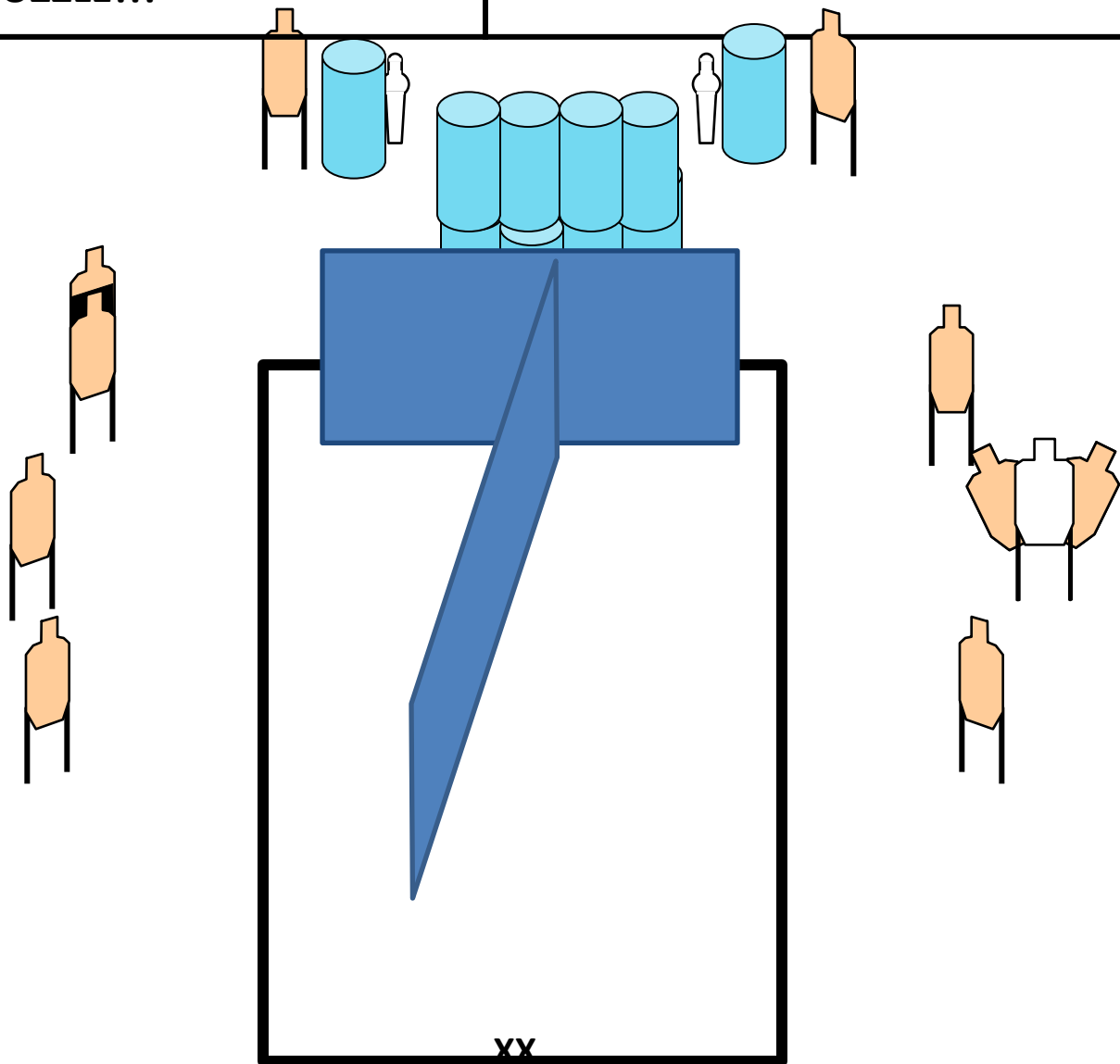
KD steel = 1A

**START-STOP:**

Audible - Last shot

**RULES:**

USPSA Practical Shooting Handbook, latest edition.



**Bay 5**



# CM 09-01

# Six In Six Challenge

**RULES:** USPSA Rule Book, Current Edition

**COURSE DESIGNER:** Russell Cluver

**START POSITION:** Standing behind shooting line, facing down range, hands relaxed at sides. Handgun is loaded and holstered.

### STAGE PROCEDURE

Set timer to six seconds for all strings.

String 1: 75 ft. On signal, engage targets with two rounds each, make a mandatory reload and reengage targets with two rounds each.

String 2: 45 ft. On signal, engage targets with two rounds each strong hand only.

String 3: 30 ft. On signal, engage targets with two rounds each weak hand only.

### SCORING

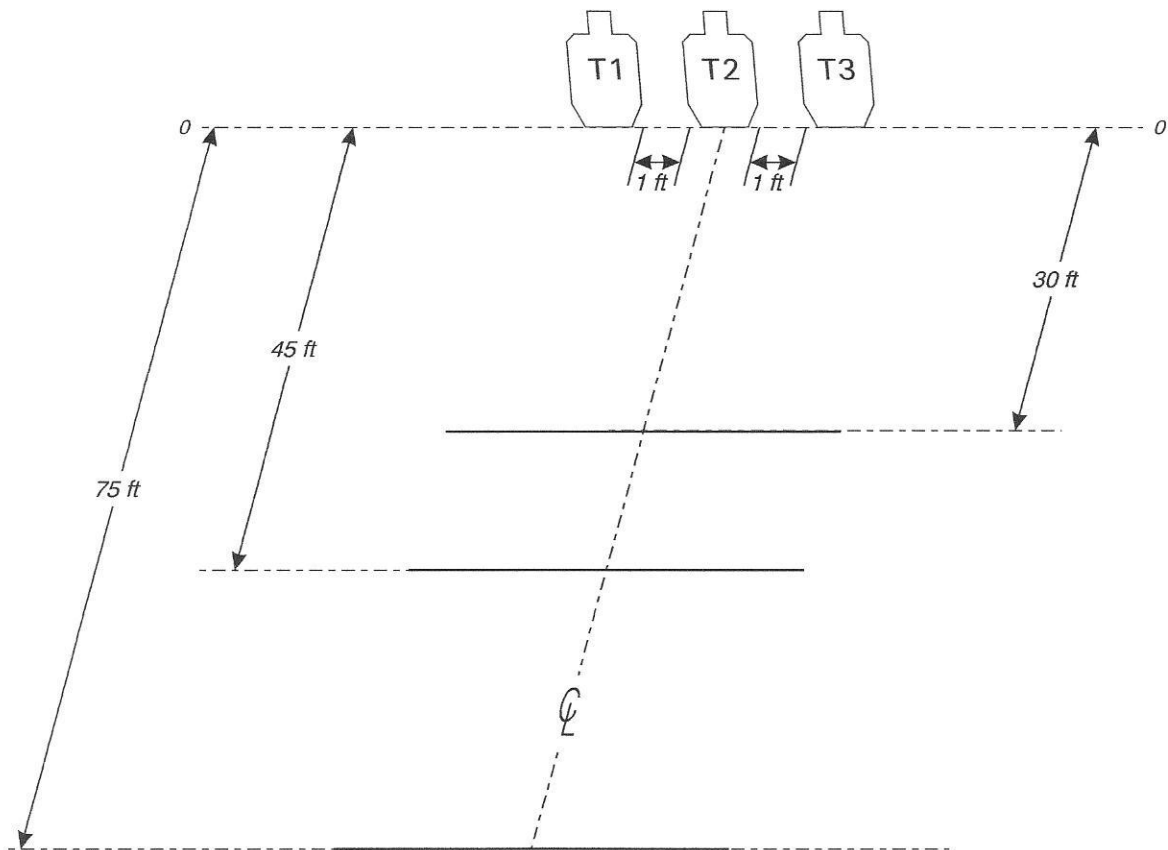
**SCORING:** Fixed Time, 24 rounds, 120 points

**TARGETS:** 3 IPSC

**SCORED HITS:** Best 8/paper

**START - STOP:** Audible - Audible

**PENALTIES:** Per current edition of USPSA Rule Book.



**SETUP NOTES:** Set paper targets to 5 feet high at shoulders. Targets are 1 foot edge-to-edge. Array is centered on T2.





Central Arkansas Shooters Assn. **CASA**

**Eva's Barricade**

**COURSE DESIGNER:** Eva Swain



**START POSITION:** Standing in Box A with hands at sides.

**STAGE PROCEDURE:**

Upon start signal engage T1 – T3 from left side of barricade and engage T4 - T6 from port and engage T7 – T9 from right side of barricade. A mandatory reload is required between each shooting position. PP1 and PP2 can be shot from any shooting position. All shots must be fired from Box A only.

**SCORING:**

Comstock, 20 rounds, 100 points

**TARGETS:**

9 IPSC, 2 PP

**SCORED HITS:**


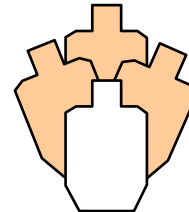
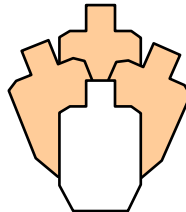
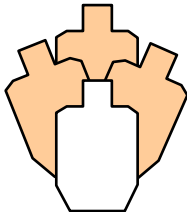
Best 2 per paper, KD steel = 1A

**START-STOP:**

Audible - Last shot

**RULES:**

USPSA Practical Shooting Handbook, latest edition.



**Bay 12**



# Central Arkansas Shooters Assn. **CASA**

## **Walls, Door & Ports**

COURSE DESIGNER: Bob Houston

**START POSITION:** Standing with heels touching X's within fault line facing down range hands at sides.

### **STAGE PROCEDURE:**

Upon start signal, engage targets as they become visible from within the fault lines.

Begin with the door closed.

### **SCORING:**

Comstock, 28 rounds, 140 points

### **TARGETS:**

14 Metric

### **SCORED HITS:**

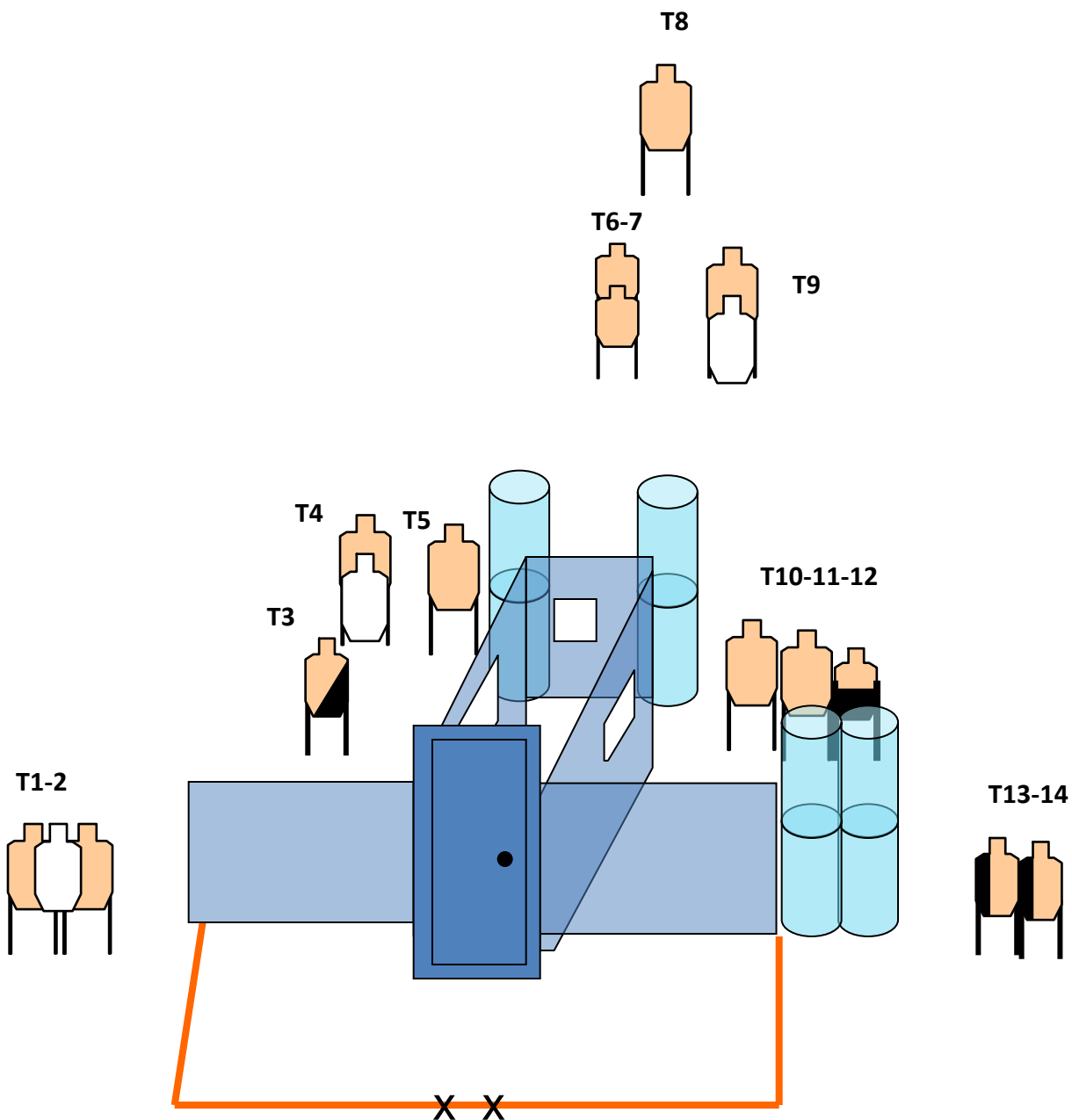
Best 2 per paper

### **START-STOP:**

Audible - Last shot

### **RULES:**

USPSA Practical Shooting Handbook, latest edition.



**Bay 14**